

The Laminar Wash™ HT2000 System

Centrifuge-less Sample Preparation for Flow Cytometry and Single Cell Sequencing

The Laminar Wash HT2000 System employs the only suspension-cell sample preparation method that eliminates the centrifuge and the problems it introduces. It is designed to produce the most quantitative and reproducible results for single-cell sequencing and flow and mass cytometry.

Upgrade from the centrifuge.

- **Minimize aerosolization** – Reduce the amount of aerosolization compared to a centrifuge and contain infectious samples
- **Increased Cell Retention for low numbers of cells** – For splenocytes and TILs or with rare populations of cells. Reliably high cell retention even with 100's of cells per well
- **Higher viability** – For higher percentages of viable cells after processing compared to centrifugation.
- **Rapid Time to Process** – The system completely washes 96 samples in 4 minutes
- **Better Sequencing Data** – Reduced background with more thorough wash.
- **No Pelleting of Cells** – Reduces doublets, clumping, and clogging.
- **Standardized Results** – Reduces manual pipetting errors and errors associated with multiple personnel changes and locations
- **Higher Stain Index** – For better resolution of populations
- **Cleaner Data** – Improved cell segregation and resolution; Reduces debris and aggregation of cells
- **Small enough to fit inside a biosafety cabinet**

“Laminar Wash technology promotes cell viability and stability and has proven consistency at low cell counts producing reliable and reproducible results.”


Dr Blanca Ponce-Ngo, Montefiore Medical Center

Touch-screen interface controls starting volume, flow rate and number of washes.

New firmware and PCB allows easy integration with robotic platforms

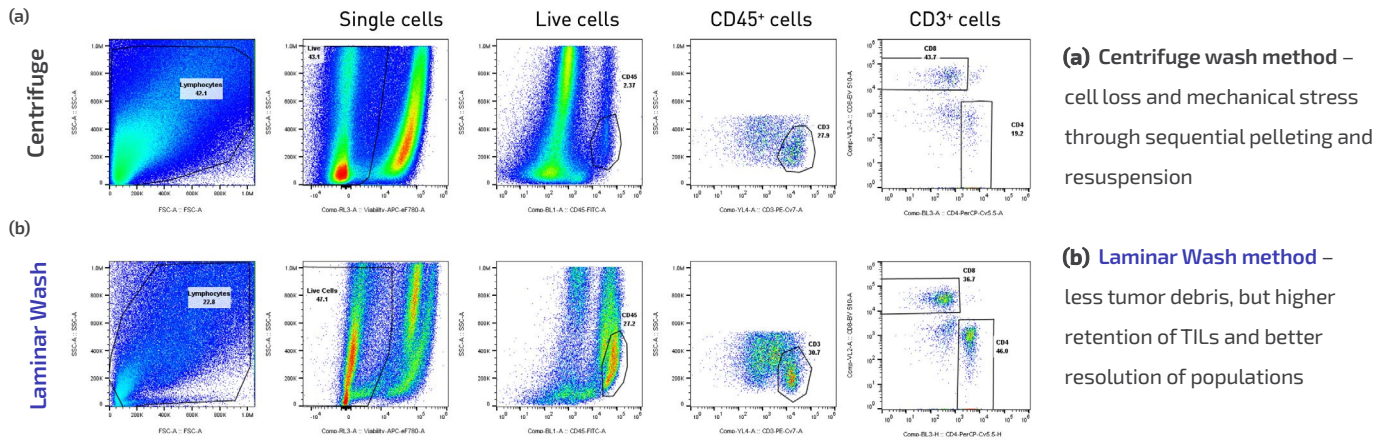


Laminar Wash Plate with 96 wells

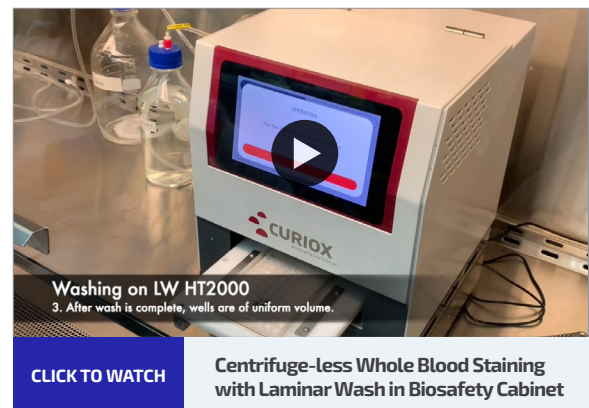


Optional Buffer Exchanger (BEX) allows user to automatically select up to 8 different solutions from touch-screen interface.

Laminar Wash Technology Enables Accurate Identification of Tumor Infiltrating Lymphocyte (TIL) Population



Data from Charles River Laboratories who uses Laminar Wash HT System by Curiox for TILs samples.



Dimensions	513 mm H x 262 mm W x 302 mm D
Weight	14 kg
Voltage Requirements	100 - 240 V
Power Consumption	24V/3.0A

“With the Curiox Laminar Wash [system], we retain more cells with much less data variation between samples than our centrifuge process.”

Dr Jorgen Adolfsson, Linköping University

Product	Part Number	Description
Laminar Wash HT2000 Station 96 Version2	DC-2000-96-01	Laminar Wash HT2000 washing station of 96-well format for flow cytometry with GUI
Laminar Wash 96-well plate (with a regular lid)	96-DC-CL-05	96-well, coating for flow cytometry assays, sterile
Laminar Wash 96 well grid (LVA)	DC-GR-96-05	Laminar Wash 96 well adaptor to accommodate larger volumes

Go centrifuge-free and accelerate your biology at [curiox.com](https://www.curiox.com)



CURIOX BIOSYSTEMS INC.
400 W Cummings Park
Suite 4350 Woburn, MA 01801

T 1 781-606-9234
F 1 650 590 5406
E sales@curiox.com

Worldwide Contact Info at:
www.curiox.com/contact
Curiox.com